

# NYPL After School Activity Guide


Kindergarten–3rd Grade




## COLLABORATE


In this packet you'll find tips, books we love, and activities all about collaborating. Collaborating means sharing a common goal and working together with other people on projects, ideas, and tasks. Explore more at [nypl.org/afterschool](https://nypl.org/afterschool).

## BOOKS WE LOVE


These books are some of our favorite titles that give us examples of collaboration in action. To check them out, place a hold online at [nypl.org](https://nypl.org) or call Ask NYPL (917-275-6975). If you are at a branch, ask a librarian how to place a hold. Books marked with a  are available as e-books.




**Going Places**  
by Peter and Paul Reynolds




**Drawn Together**  
by Minh Lê, illus. by Dan Santat




**Grace Goes to Washington**  
by Kelly DiPucchio, illus. by LeUyen Pham



**Maybe Something Beautiful**  
by F. Isabel Campoy and Theresa Howell, illus. by Rafael López




**Mighty, Mighty Construction Site**  
by Sherri Duskey Rinker, illus. by Tom Lichtenheld




**Bilal Cooks Daal**  
by Aisha Saeed, illus. by Anoosha Syed



**Harlem Grown**  
by Tony Hillery, illus. by Jessie Hartland



**Layla and the Bots: Happy Paws**  
by Vicky Fang, illus. by Christine Nishiyama



**The Little Guys**  
by Vera Brosgol



## QUICK TIPS

- Try acting out a story with a friend or a family member. You can act out the story you write on page 4 of this activity packet or a story from one of your favorite books. Work together to assign roles, find costumes, and gather props!
- Helping a family member with a home project or a chore can make you feel good. Working as a team also makes the chore go faster! Try saying, "Can I help you with that?"

## WRITE A COLLABORATIVE FAMILY STORY

Follow the simple prompts to get started, then let your imagination lead the way! When you have completed your line, pass this page to a family member (or friend!) and see what they come up with.

Once upon a time,

One day,

On the way,

Suddenly,

Then,

And

They saw


They heard

Finally,

**THE END!**

## CREATE A COLLABORATIVE DRAWING

Help us complete our drawing of our lion friend, Patience! Next to them is a space where you and a friend can create your own collaborative creature. One of you can draw the bottom and one of you can draw the top. Don't forget to give them a name!



Now, you can write a story about Patience and the new companion that you have both created for them. Hint: If you need more room, you can always use a blank sheet of paper to continue their adventure!

Patience and  wanted to go on an adventure!

They decided to

Then,  

But then,

Finally,  

## COLLABORATE BY CREATING A FAMILY QUILT

Think about what collaboration means: working together, sharing thoughts and ideas, combining, and uniting. With the help of an adult, cut out the four square patches below and hand out each square patch to a friend or family member, keeping one for yourself. Together you will collaborate to create one quilt. If you want to include more people in your quilt, cut out additional squares from a new piece of paper.

Decorate your square, or write things on it that represent you. Here are some ideas: What is a hobby you like? What do you love about yourself? What is something that you believe in? When everyone has finished decorating and writing, glue or staple the square patches together. Each square will represent something about you and your family and friends.

