

NYPL After School Activity Guide


4th–6th Grade




COLLABORATE


In this packet you'll find tips, books we love, and activities all about collaborating. Collaborating means sharing a common goal and working together with other people on projects, ideas, and tasks. Explore more at nypl.org/afterschool.

BOOKS WE LOVE

These books are some of our favorite titles that give us examples of collaboration in action. To check them out, place a hold online at nypl.org or call Ask NYPL (917-275-6975). If you are at a branch, ask a librarian how to place a hold. Books marked with a  are available as e-books.



Harbor Me
by Jacqueline Woodson



The Epic Fail of Arturo Zamora
by Pablo Cartaya



The Inquisitor's Tale
by Adam Gidwitz, illus. by Hatem Aly



Hello, Universe
by Erin Entrada Kelly



Isaiah Dunn Is My Hero
by Kelly J. Baptist



The Moon Within
by Aida Salazar



Illegal
by Eoin Colfer & Andrew Donkin, illus. by Giovanni Rigano



Revenge of the Red Club
by Kim Harrington



The Wild Robot
by Peter Brown




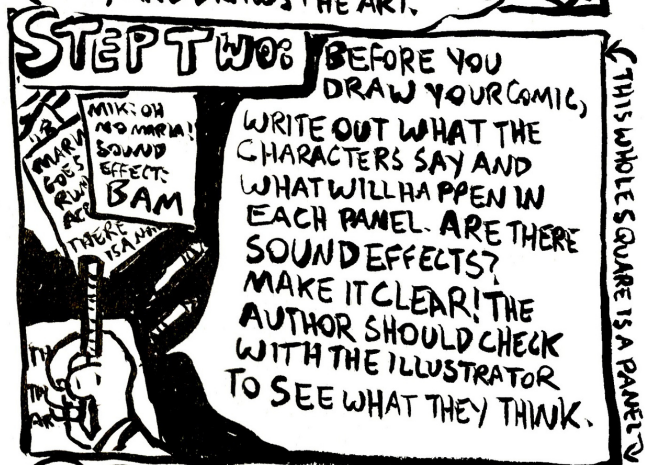

QUICK TIPS

- So many books, movies, and TV shows rely on teams. Who are your favorite teams? The Avengers? Percy Jackson and his friends? Keep a list of all the teams you notice as you read and watch stuff this week and think about what makes them work well together.
- Play a game where you have to work together with someone. Try charades, 20 questions, or even just putting a puzzle together!

WRITE A COMIC

With a friend or sibling!!!

GRAB PAPER AND ART SUPPLIES AND MAKE ART WITH SOMEONE ELSE!




WANT TO FIND OUT MORE ABOUT COMICS? CHECK OUT "MAKER COMICS: MAKE A COMIC" BY JP COOVERT ON NYPL.ORG'S CATALOG!


Artwork by Hal Schriev, Children's Librarian, Grand Central Library

COLLABORATE WITH FAMOUS AUTHORS TO WRITE A STORY


Team up with the authors of this month's Books We Love! Below are quotes from four of the books that we selected to spark your own writing. Create your own unique story using these quotes. Feel free to use one or all of them!




“The room is green and brown and yellow, Daddy's favorite colors...”



“We were different, but most days we believed Ms. Laverne when she told us how special we were, how smart, how kind, how beautiful...”



“We enter the world of drums, songs, and movement we all create and we're on point just like we rehearsed.”



“The robot's head slowly spun around as she scanned the area.”



Hint: Start your story here, but grab another piece of paper to finish it!

COLLABORATIVELY DESIGN A GARDEN

Design a garden plot or a windowsill garden with the needs of your family and community in mind!



First, do some brainstorming about what your family and community might appreciate in a garden. Would people in your neighborhood appreciate brightly colored flowers? What kinds of vegetables does your family like to eat? What herbs do you use regularly in cooking?



Put your ideas for your garden in the box below. Then interview a family member or friend in your community and get their ideas for what they would put in a garden. Add those ideas below also!



Now sketch out your garden. Choose a plant for each square.



Recommended Window Garden Plants

- Herbs
- Lettuces
- Green onions
- Radishes
- Cherry tomatoes



Recommended Outdoor Garden Plants

- Everything above!
- Vegetables like tomatoes, eggplants, leafy greens, onions, peppers and more
- Flowers



This is just an imaginary garden, but if you're interested in gardening, check out a book from the library or talk to someone you know who gardens. Maybe you can make your garden a reality!