

eBookCentral



Android eBooks

You will need: a library card and PIN, an Android device, and an Adobe ID.

File types: EPUB, MP3, PDF with Bluefire or Aldiko, Kindle with Kindle app

Getting started

1. Make sure you have a current library card.
2. Confirm you have Android v1.5 or newer
3. Install OverDrive Media Console, available to download in the Android Market or from <http://overdrive.com/software/omc>
4. Launch OverDrive Media Console.
5. Authorize your device. You will need to enter your existing Adobe ID or create one if you don't have one.

Checking out ebooks

1. Visit ebooks.nypl.org on your computer or portable device.
2. Search or browse for a book you want.
3. Look for books marked as EPUB or audiobooks marked as MP3. PDF is not compatible with the OverDrive app, but you can open PDFs with other apps that support Adobe DRM.
4. Once you find a title you wish to download, click Add to eList on the right side of the entry. You have 30 minutes to complete your checkout before the eBook is returned to the library's collection.
5. If you see an item where this is not an option, click Request Item to be placed in the hold queue. You will get an email when your book is available.
6. Click Proceed to Checkout. Enter your library card number and PIN.
7. You can adjust the lending period to 7, 14, or 21 days. You may check out up to 12 eBooks at one time. After choosing your lending period, click Confirm Checkout, and then click Download on the next page.
8. OverDrive Media Console will launch and the book will begin downloading.

Reading ebooks



















1. Tap the book cover to start reading.
2. Tap the arrow icon to see information about the book, table of contents, and bookmarks.

Returning ebooks

1. To return a book, hold down on the title, and then tap Delete.
2. Tap Return and Delete.

Android Apps

Below are FREE apps available in the Android Market that will help you find and enjoy books and informational content from the library, as well as other trusted providers, and get reliable information on the go.

	NYPL Mobile		OverDrive Media Console		Kindle for Android
	AccessMyLibrary		EBSCOhost		Google Books
	Google Translate		POETRY from The Poetry Foundation		Shakespeare (Beta)
	Bluefire Reader		Aldiko		S.O.S. by American Red Cross
	Today's Document		Congress: A Pocket Directory		Recalls.gov from General Services Administration
	MoMA The Museum of Modern Art		New Yorker Goes On		CultureNOW: Lower Manhattan